

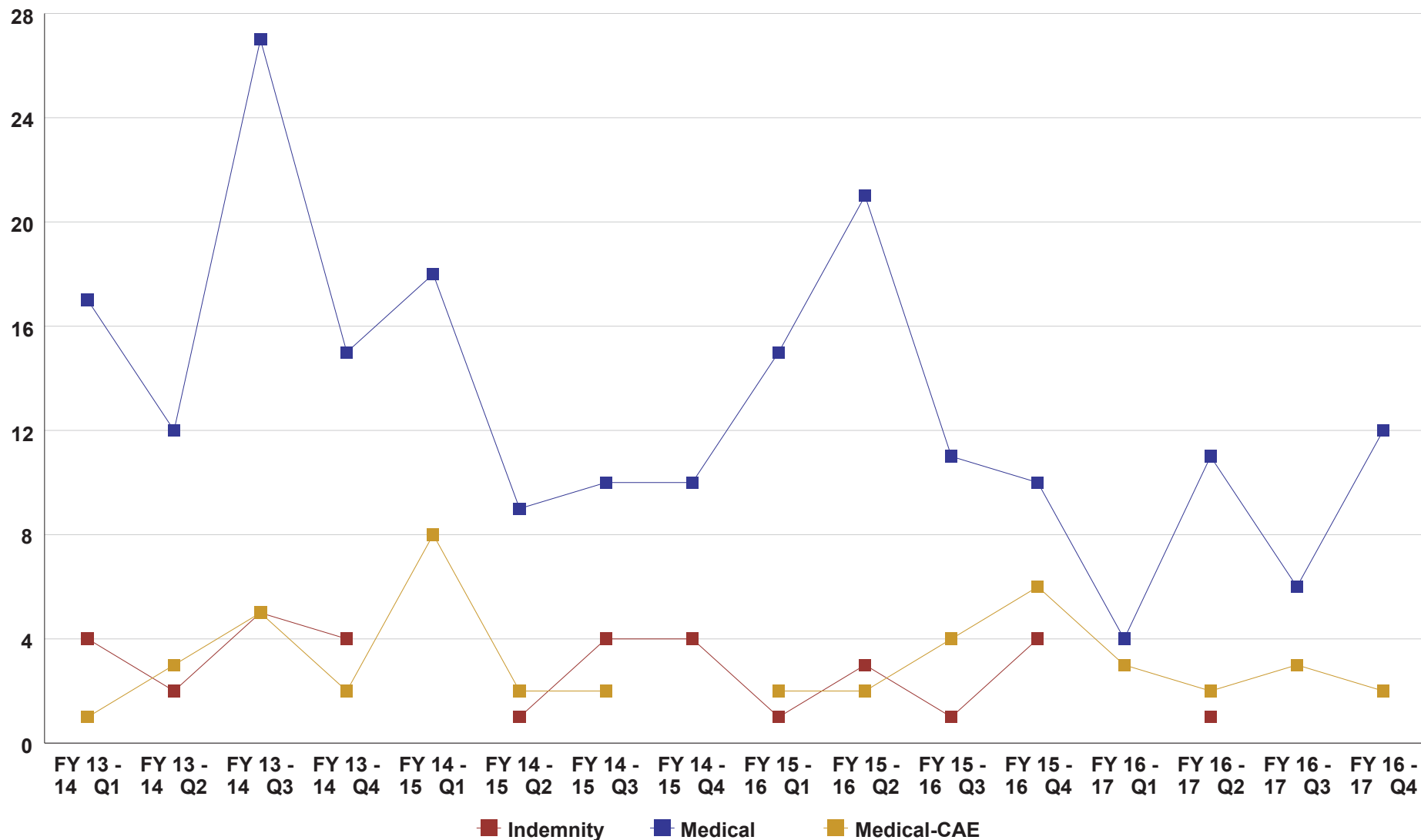
**SCHOOL OF VETERINARY MEDICINE - Workers Compensation Frequency and
Incurred Values by Fiscal Year**

Frequency	Qtr 1	Qtr 2	Qtr 3	Qtr 4	Grand Total
FY 13-14	38	27	48	29	142
FY 14-15	40	26	26	28	120
FY 15-16	42	30	26	31	129
FY 16-17	27	24	29	38	118
Average	37	27	32	32	

Lost Work Days	Qtr 1	Qtr 2	Qtr 3	Qtr 4	Grand Total
FY 13-14	340	14	59	66	479
FY 14-15	4	9	131	100	244
FY 15-16	8	270	25	36	339
FY 16-17	1	49	2	0	52
Average	88	86	54	50	

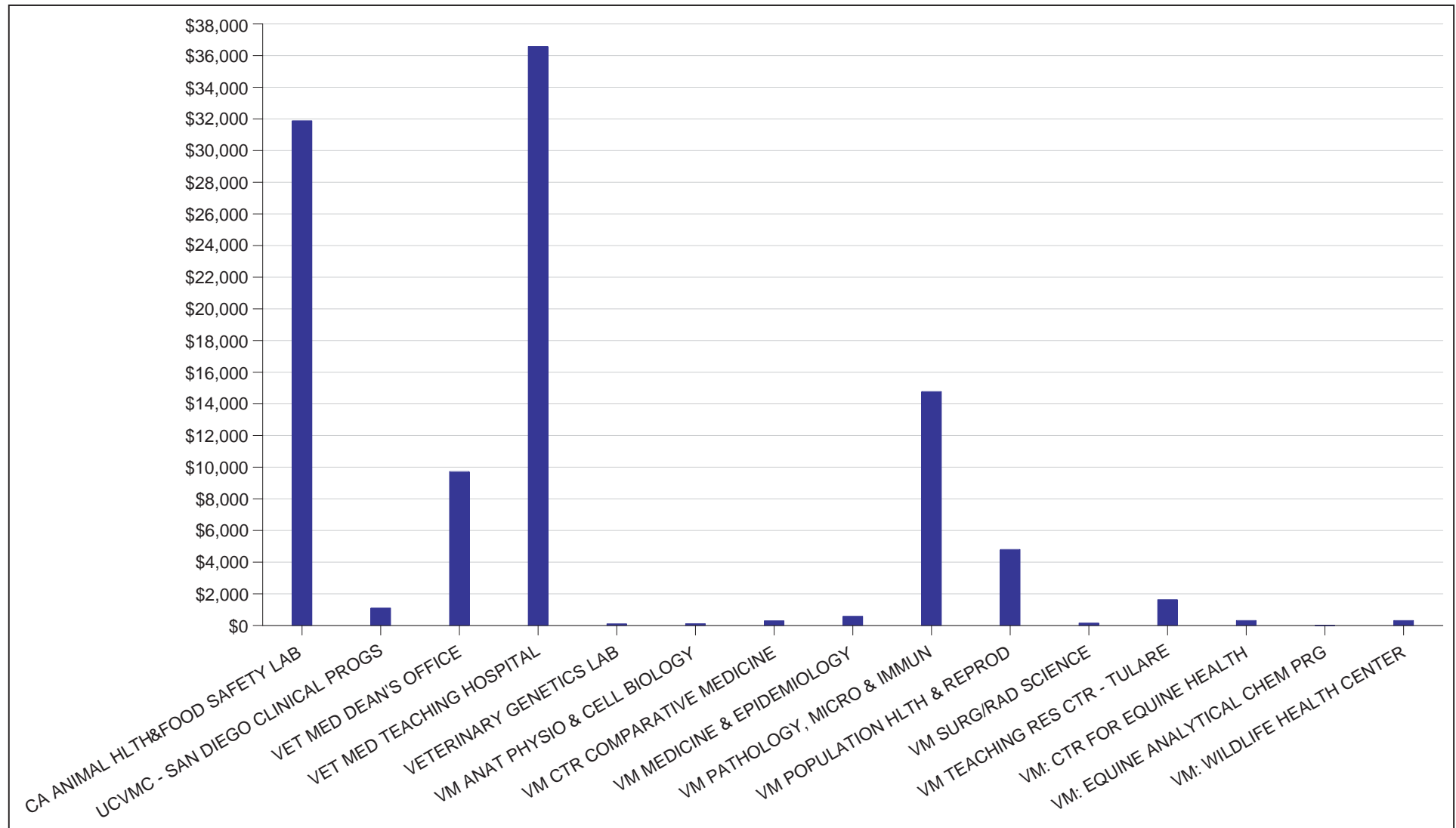
Total Incurred	Qtr 1	Qtr 2	Qtr 3	Qtr 4	Grand Total
FY 13-14	\$79,946	\$92,417	\$270,042	\$150,161	\$592,566
FY 14-15	\$33,022	\$29,049	\$73,674	\$73,966	\$209,711
FY 15-16	\$26,095	\$154,056	\$35,313	\$71,589	\$287,053
FY 16-17	\$31,088	\$22,874	\$10,660	\$37,737	\$102,360
Average	\$42,538	\$74,599	\$97,422	\$83,363	

SCHOOL OF VETERINARY MEDICINE - Workers Compensation Loss Type by Fiscal Year



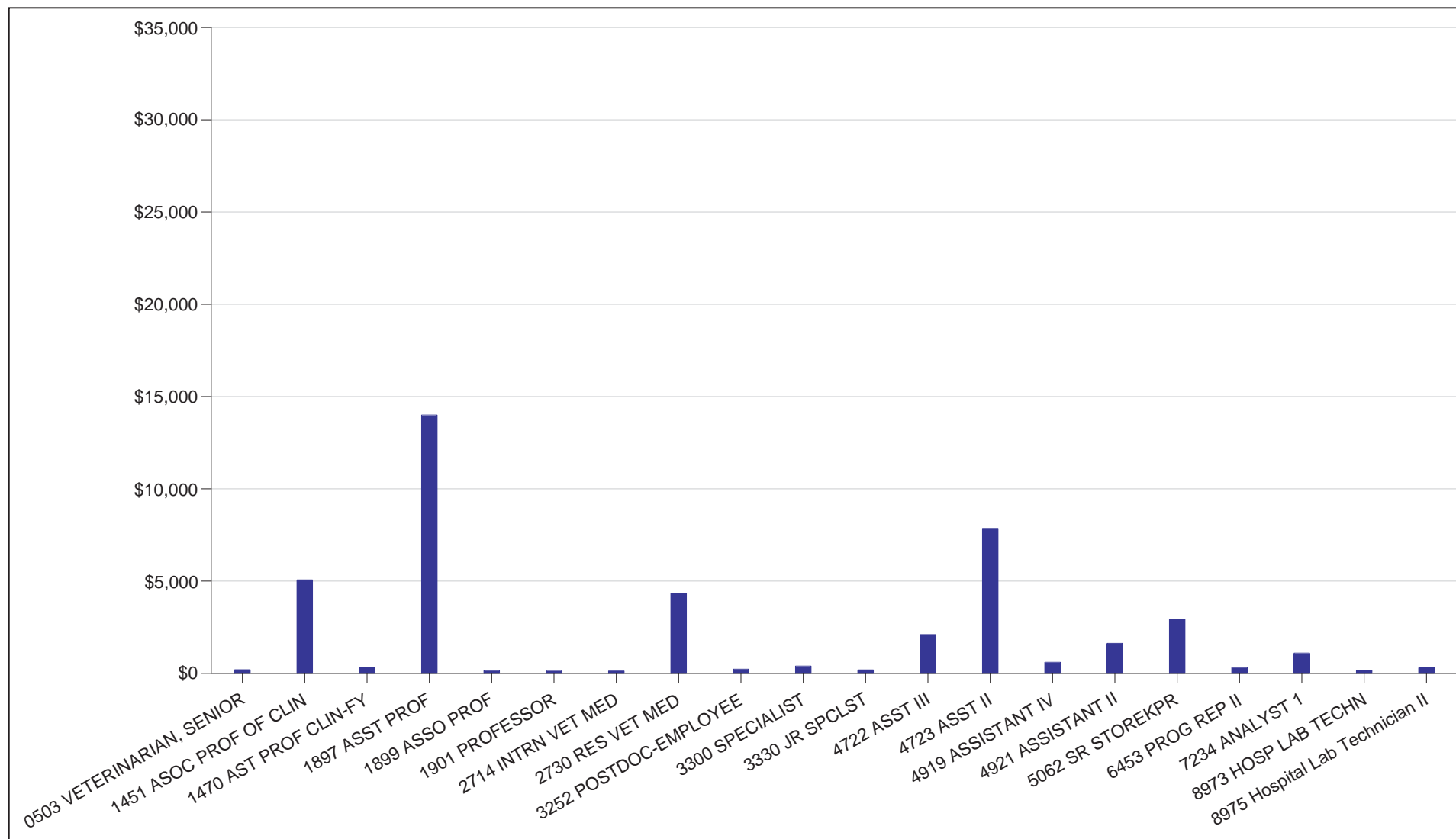
SCHOOL OF VETERINARY MEDICINE - Workers Compensation Incurred Values by Division

Reporting Period: FY 2016 - 17



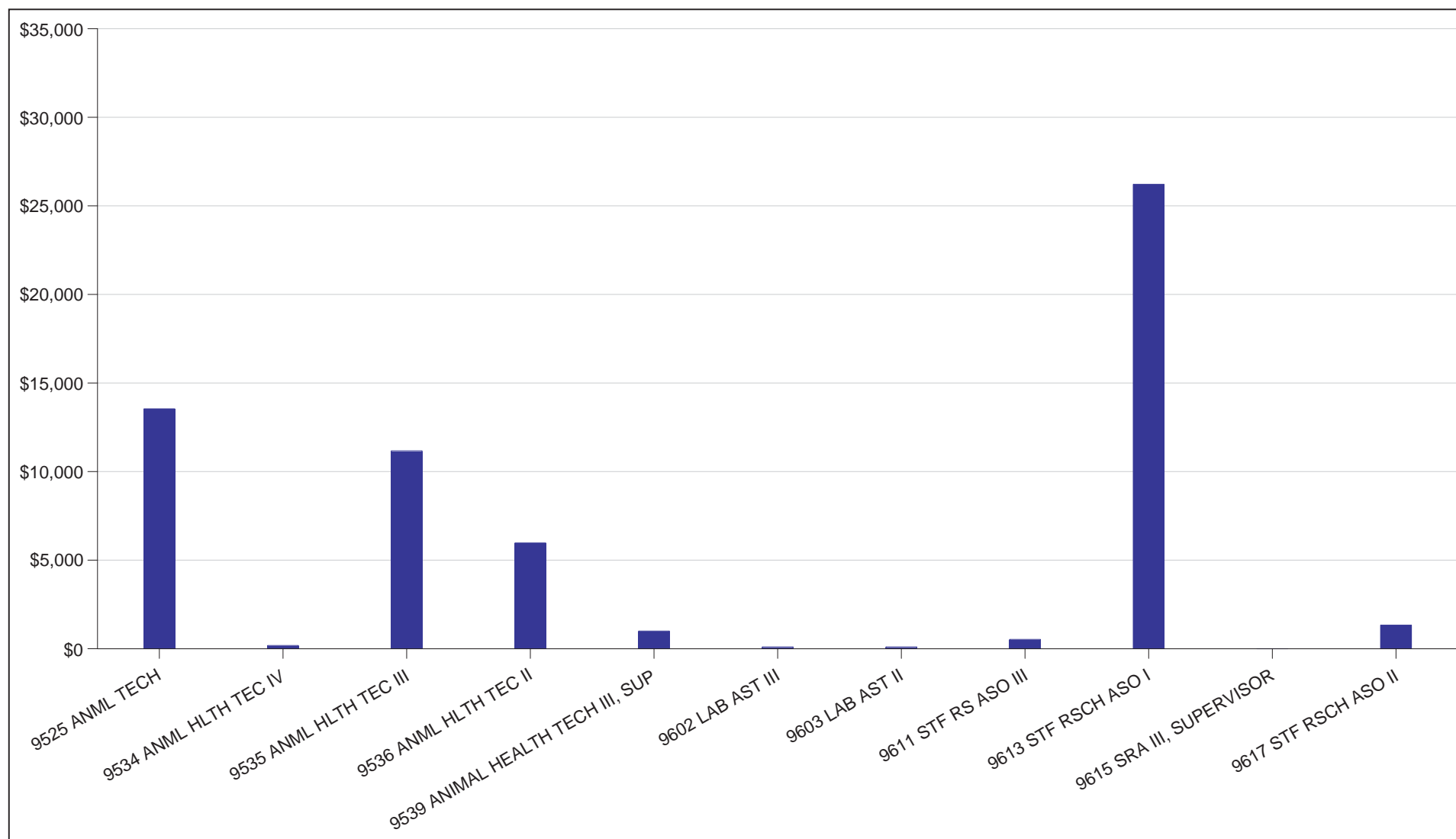
SCHOOL OF VETERINARY MEDICINE - Workers Compensation Incurred Values by Job Title

Reporting Period: FY 2016 - 17



SCHOOL OF VETERINARY MEDICINE - Workers Compensation Incurred Values by Job Title

Reporting Period: FY 2016 - 17



SCHOOL OF VETERINARY MEDICINE - Workers Compensation Frequency by Cause Code

Reporting Period: FY 2016 - 17

Organization1	SCHOOL OF VETERINARY MEDICINE
FY	FY 16 - 17

Count of Organization2	CA ANIMAL HLTH&FOOD SAFETY LAB	UCVMC - SAN DIEGO CLINICAL PROGS	VET MED DEAN'S OFFICE	VET MED TEACHING HOSPITAL	VETERINARY GENETICS LAB	VM ANAT PHYSIO & CELL BIOLOGY	VM CTR COMPARATIVE MEDICINE	VM MEDICINE & EPIDEMIOLOGY	VM PATHOLOGY, MICRO & IMMUN	VM POPULATION HLTH & REPROD	VM SURG/RAD SCIENCE	VM TEACHING RES CTR - TULARE	Grand Total
Animal/Insects (Non Research)				14				1					15
Animal/Insects, Research	1	1	2	27					2		1	1	35
Box, Bag, Barrel, Drum				1									1
Cart				1									1
Chair/Seating									1				1
Cleaning Agent/Solvent				1									1
Desk	1												1
Door/Gates (not elevator)				1				1					2
Foreign Substance, Foreign Body				2								1	3
Material on Surface				2									2
Medical Equipment (Non-Patient)				1									1
Metal Items	1			2									3
Multiple Work Duties	8		1	1					1	1			12
Other - Cannot be Described by any Other Agent			1	1					2				4
Other Chemical	1			1									2
Other Containers	4			1									5
Other Equipment			1										1
Other Item, Material			1										1
Other Walking Surface				1									1
Patient or Person (Non-Self)				1									1
Person (Self)				2		1	1						4
Personal Protective Equipment (PPE)				1									1
Sharps, Medical (Non-Sterile)	1			2	1		1						5
Sharps, Needle (Non-Sterile)	1			1				2					4
Sharps, Needle (Sterile)				1									1
Sharps, Non-Medical	1			3									4
Slippery Surface				2									2
Uneven Surface								1					1
Grand Total	19	1	6	70	1	1	2	5	6	1	1	2	115